



Ref.: SD:628/629/11/12::2024-25

27.01.2025

<b>The Vice President</b> <b>BSE Ltd.</b> <b>Phiroze Jeejeebhoy Towers</b> <b>Dalal Street</b> <b>MUMBAI - 400 001</b>  <b>Scrip Code: 532483</b>	<b>The Vice President</b> <b>Listing Department</b> <b>National Stock Exchange of India Ltd</b> <b>EXCHANGE PLAZA</b> <b>Bandra-Kurla Complex, Bandra [E]</b> <b>MUMBAI - 400 051</b>  <b>Scrip Code: CANBK</b>
---	--

**Sub: 1. Outcome of Board Meeting of the Bank held on 27.01.2025**  
**2. Integrated Filing - Financial Results of Bank for Q3 FY 2024-25.**

**Ref: 1. Regulation 33, 52 and other applicable provisions of SEBI (LODR) Regulations, 2015**  
**2. SEBI/HO/CFD/CFD-PoD-2/CIR/P/2024/185 dated December 31, 2024**

This is to inform that the Board of Directors of the Bank has approved the Unaudited (Reviewed) Financial Results (Standalone & Consolidated) for the Third Quarter & Nine Months ended 31.12.2024 at its meeting held on 27.01.2025 (Monday).

Pursuant to Regulations 33, 52, other applicable provisions of the SEBI (LODR) Regulations 2015 and SEBI Circular No. SEBI/HO/CFD/CFD-PoD-2/CIR/P/2024/185 dated December 31, 2024, we enclose herewith the following documents.

- Copy of the Unaudited (Reviewed) Financial Results (Standalone & Consolidated) along with the Limited Review Report of the Auditors for the Third Quarter & Nine Months ended 31.12.2024.
- Deviation/Variation in Utilization of Funds Raised for the Third Quarter & Nine Months ended 31.12.2024 is NIL and the Statement of Deviation/Variation [Regulation 32(1) and 52(7) of SEBI (LODR) Regulations, 2015] is enclosed herewith.
- Security Cover Certificate as on 31.12.2024. [Regulation 54 and 56 of the SEBI (LODR) Regulations, 2015].
- Statement for disclosing outstanding default on loans and debt securities.

The meeting of the Board of Directors commenced at 11 AM. and concluded at 01.15 PM

The Financial Results are also available in the Bank's website ([www.canarabank.com](http://www.canarabank.com)).

This is for your information and records.

**Yours faithfully,**

**SANTOSH**

**KUMAR BARIK**

**SANTOSH KUMAR BARIK**

**COMPANY SECRETARY**

Digitally signed by SANTOSH  
KUMAR BARIK  
Date: 2025.01.27 13:16:59  
+05'30'

**सचिवीय विभाग**

**प्रधान कार्यालय**

**112, जे सी रोड, बेंगलूरु - 560002**

**E-Mail - [hosecretarial@canarabank.com](mailto:hosecretarial@canarabank.com)**

**Secretarial Department**

**Head Office**

**112 J C Road, Bengaluru - 560002**

**[www.canarabank.com](http://www.canarabank.com)**

**F +91 80 22248831**

**T +91 80 22100250**

Internal

**STANDALONE FINANCIAL RESULTS FOR THE QUARTER AND NINE MONTHS ENDED 31<sup>ST</sup> DECEMBER 2024**

(₹ in Crore)

Sl. No.	PARTICULARS	QUARTER ENDED			NINE MONTHS ENDED		YEAR ENDED
		(REVIEWED) 31.12.2024	(REVIEWED) 30.09.2024	(REVIEWED) 31.12.2023	(REVIEWED) 31.12.2024	(REVIEWED) 31.12.2023	(AUDITED) 31.03.2024
1	INTEREST EARNED (a)+(b)+(c)+(d)	30,311.61	29,740.07	28,038.83	88,753.03	79,880.58	1,08,687.93
	(a) Interest/discount on advances/bills	22,445.62	21,758.09	19,893.56	64,981.60	57,324.75	78,188.44
	(b) Income on Investments	6,186.34	6,059.67	5,775.05	18,323.66	16,770.60	22,672.52
	(c) Interest on balances with Reserve Bank of India & Other Inter-Bank Funds	1,079.78	1,128.28	968.04	3,272.53	3,234.05	4,246.08
	(d) Others	599.87	794.03	1,402.18	2,175.24	2,551.18	3,580.89
2	Other Income	5,802.16	4,981.00	4,295.10	16,102.04	13,748.61	18,966.44
3	TOTAL INCOME (1+2)	36,113.77	34,721.07	32,333.93	1,04,855.07	93,629.19	1,27,654.37
4	Interest Expended	21,163.04	20,424.87	18,621.73	61,122.99	52,894.84	72,121.99
5	Operating Expenses (i)+(ii)	7,114.11	6,642.37	6,906.67	20,625.49	18,709.22	26,119.79
	(i) Employees Cost	4,480.52	4,363.21	4,533.33	13,073.30	11,975.77	16,434.18
	(ii) Other Operating Expenses ( All items exceeding 10% of the total expenditure excluding interest expenditure may be shown separately)	2,633.59	2,279.16	2,373.34	7,552.19	6,733.45	9,685.61
6	TOTAL EXPENSES ((4+5) excluding Provisions & Contingencies)	28,277.15	27,067.24	25,528.40	81,748.48	71,604.06	98,241.78
7	Operating Profit before Provisions and Contingencies (3-6)	7,836.62	7,653.83	6,805.53	23,106.59	22,025.13	29,412.59
8	Provisions (Other than Tax) and Contingencies	2,398.25	2,251.29	1,898.91	6,931.88	7,225.79	9,707.61
	of which provisions for Non-performing assets	1,981.84	2,586.65	2,106.89	6,739.35	6,725.33	9,005.22
9	Exceptional Items	-	-	-	-	-	-
10	Profit (+) / Loss (-) from Ordinary Activities before tax (7-8-9)	5,438.37	5,402.54	4,906.62	16,174.71	14,799.34	19,704.98
11	Tax expense	1,334.17	1,388.01	1,250.50	4,150.70	4,002.24	5,150.65
12	Net Profit (+) / Loss (-) from Ordinary Activities after tax (10-11)	4,104.20	4,014.53	3,656.12	12,024.01	10,797.10	14,554.33
13	Extraordinary items (net of tax expense)	-	-	-	-	-	-
14	Net Profit (+) / Loss (-) for the period (12-13)	4,104.20	4,014.53	3,656.12	12,024.01	10,797.10	14,554.33
15	Paid up Equity Share Capital (Face Value of each share-Rs. 2/-)	1,814.13	1,814.13	1,814.13	1,814.13	1,814.13	1,814.13
16	Reserves excluding Revaluation Reserves						76,036.15
17	Analytical Ratios						
	(i) Percentage of shares held by Government of India	62.93%	62.93%	62.93%	62.93%	62.93%	62.93%
	(ii) Capital Adequacy Ratio - Basel III	16.44%	16.57%	15.78%	16.44%	15.78%	16.28%
	(a) Common Equity Tier I Ratio	11.97%	12.00%	11.28%	11.97%	11.28%	11.58%
	(b) Additional Tier 1 Ratio	2.58%	2.64%	2.10%	2.58%	2.10%	2.37%
	(iii) Earnings per Share (EPS) *						
	a) Basic and diluted EPS before Extraordinary items (net of tax expense) for the period, for the year to date and for the previous year (Quarter/Period numbers are not annualised)	4.52	4.43	20.15	13.26	59.52	80.23
	b) Basic and diluted EPS after Extraordinary items (net of tax expense) for the period, for the year to date and for the previous year (Quarter/Period numbers are not annualised)	4.52	4.43	20.15	13.26	59.52	80.23
	(iv) NPA Ratios						
	(a) Amount of Gross Non Performing Assets	35,060.64	37,733.30	41,721.90	35,060.64	41,721.90	40,604.57
	(b) Amount of Net Non Performing Assets	9,081.10	9,777.44	12,175.90	9,081.10	12,175.90	11,822.83
	(c) Percentage of Gross Non Performing Assets	3.34%	3.73%	4.39%	3.34%	4.39%	4.23%
	(d) Percentage of Net Non Performing Assets	0.89%	0.99%	1.32%	0.89%	1.32%	1.27%
	(v) Return on Assets (Annualised)	1.03%	1.05%	1.01%	1.04%	1.01%	1.01%
	(vi) Debt Equity Ratio**	0.53	0.63	0.59	0.53	0.59	0.57
	(vii) Total Debts to Total Assets Ratio***	5.81%	6.02%	6.02%	5.81%	6.02%	3.86%
	(viii) Capital Redemption Reserve/ Debenture Redemption Reserve	NOT APPLICABLE					
	(ix) Outstanding Redeemable Preference Shares	NOT APPLICABLE					
	(x) Operating Margin (%)	21.70%	22.04%	21.05%	22.04%	23.52%	23.04%
	(xi) Net Profit margin (%)	11.36%	11.56%	11.31%	11.47%	11.53%	11.40%
	(xii) Net Worth	86,406.46	82,808.07	70,893.01	86,406.46	70,893.01	71,828.80


\*Earning per share(EPS) is computed by considering face value of ₹2 /share in quarter/nine Months ended Dec'24 and quarter ended Sep'24 . EPS would be ₹22.60 and ₹ 66.30 without considering stock split for the quarter and nine months ended Dec'24 respectively and ₹ 22.15 for quarter ended Sep'24.


\*\* Debt represents borrowings with residual maturity of more than one year.

\*\*\*Total Debts to Total Assets Ratio





<div>  </div> <div>(Head Office : Bengaluru)</div> <div>STANDALONE SEGMENT REPORTING FOR THE QUARTER AND NINE MONTHS ENDED 31<sup>ST</sup> DECEMBER 2024</div> <div>(₹. In Crore)</div>						
BUSINESS SEGMENTS	QUARTER ENDED			NINE MONTHS ENDED		YEAR ENDED
	(REVIEWED)	(REVIEWED)	(REVIEWED)	(REVIEWED)	(REVIEWED)	(AUDITED)
	31.12.2024	30.09.2024	31.12.2023	31.12.2024	31.12.2023	31.03.2024
(1) Segment Revenue						
a Treasury Operations	7,226.30	6,776.23	6,100.38	20,650.75	17,837.01	24,628.54
b Retail Banking Operations	16,084.69	16,255.80	15,650.69	48,554.66	44,701.71	60,866.82
i) Digital Banking *	1.20	1.03	0.44	3.09	0.92	1.55
ii) Other Retail Banking	16,083.49	16,254.77	15,650.25	48,551.57	44,700.79	60,865.27
c Wholesale Banking Operations	12,802.78	11,689.04	10,582.86	35,649.66	31,090.47	42,159.01
d Life Insurance Operation	-	-	-	-	-	-
e Other Banking Operation	-	-	-	-	-	-
f Unallocated	-	-	-	-	-	-
<b>Total</b>	<b>36,113.77</b>	<b>34,721.07</b>	<b>32,333.93</b>	<b>1,04,855.07</b>	<b>93,629.19</b>	<b>1,27,654.37</b>
Less: Inter Segment Revenue	-	-	-	-	-	-
<b>Income from operations</b>	<b>36,113.77</b>	<b>34,721.07</b>	<b>32,333.93</b>	<b>1,04,855.07</b>	<b>93,629.19</b>	<b>1,27,654.37</b>
(2) Segment Results						
a Treasury Operations	1,750.91	1,634.28	1,210.76	4,791.70	3,348.78	4,659.01
b Retail Banking Operations	3,956.02	4,254.45	3,994.77	12,656.04	12,003.39	16,454.35
i) Digital Banking *	(0.81)	(0.84)	(1.10)	(2.58)	(3.29)	(4.31)
ii) Other Retail Banking	3,956.83	4,255.29	3,995.87	12,658.62	12,006.68	16,458.66
c Wholesale Banking Operations	(268.56)	(486.19)	(298.91)	(1273.03)	(552.83)	(1408.38)
d Life Insurance Operation	-	-	-	-	-	-
e Other Banking Operations	-	-	-	-	-	-
<b>Total</b>	<b>5,438.37</b>	<b>5,402.54</b>	<b>4,906.62</b>	<b>16,174.71</b>	<b>14,799.34</b>	<b>19,704.98</b>
Unallocated Income/Expenses (including Provisions and contingencies)	-	-	-	-	-	-
<b>Total Profit Before tax</b>	<b>5,438.37</b>	<b>5,402.54</b>	<b>4,906.62</b>	<b>16,174.71</b>	<b>14,799.34</b>	<b>19,704.98</b>
Income tax	1,334.17	1,388.01	1,250.50	4,150.70	4,002.24	5,150.65
<b>Net Profit/(Loss)</b>	<b>4,104.20</b>	<b>4,014.53</b>	<b>3,656.12</b>	<b>12,024.01</b>	<b>10,797.10</b>	<b>14,554.33</b>
(3) Segment Assets						
a Treasury Operations	4,33,319.10	4,04,806.35	4,03,736.62	4,33,319.10	4,03,736.62	4,08,277.75
b Retail Banking Operations	5,70,782.16	5,78,521.67	5,04,920.02	5,70,782.16	5,04,920.02	5,28,695.36
i) Digital Banking *	36.36	31.32	13.57	36.36	13.57	23.43
ii) Other Retail Banking	5,70,745.80	5,78,490.35	5,04,906.45	5,70,745.80	5,04,906.45	5,28,671.93
c Wholesale Banking Operations	5,48,584.50	5,49,301.45	5,22,878.95	5,48,584.50	5,22,878.95	5,20,333.99
d Life Insurance Operation	-	-	-	-	-	-
e Other Banking Operations	-	-	-	-	-	-
f Unallocated	39,962.58	43,078.45	37,549.91	39,962.58	37,549.91	34,233.62
<b>Total Assets</b>	<b>15,92,648.34</b>	<b>15,75,707.92</b>	<b>14,69,085.50</b>	<b>15,92,648.34</b>	<b>14,69,085.50</b>	<b>14,91,540.72</b>
(4) Segment Liabilities						
a Treasury Operations	3,94,791.27	3,90,883.94	3,69,124.40	3,94,791.27	3,69,124.40	3,79,860.28
b Retail Banking Operations	5,40,123.10	5,11,688.51	4,62,114.07	5,40,123.10	4,62,114.07	4,76,773.55
i) Digital Banking *	22.07	21.26	13.57	22.07	13.57	17.89
ii) Other Retail Banking	5,40,101.03	5,11,667.25	4,62,100.50	5,40,101.03	4,62,100.50	4,76,755.66
c Wholesale Banking Operations	5,29,399.42	5,42,492.99	5,22,784.71	5,29,399.42	5,22,784.71	5,15,776.21
d Life Insurance Operation	-	-	-	-	-	-
e Other Banking Operations	-	-	-	-	-	-
f Unallocated	30,112.70	33,566.23	30,682.50	30,112.70	30,682.50	32,176.08
<b>Total Liabilities</b>	<b>14,94,426.49</b>	<b>14,78,631.67</b>	<b>13,84,705.68</b>	<b>14,94,426.49</b>	<b>13,84,705.68</b>	<b>14,04,586.12</b>
(5) Capital Employed						
a Treasury Operations	38,527.83	13,922.41	34,612.22	38,527.83	34,612.22	28,417.47
b Retail Banking Operations	30,659.06	66,833.16	42,805.95	30,659.06	42,805.95	51,921.81
i) Digital Banking *	14.29	10.06	-	14.29	-	5.54
ii) Other Retail Banking	30,644.77	66,823.10	42,805.95	30,644.77	42,805.95	51,916.27
c Wholesale Banking Operations	19,185.08	6,808.46	94.24	19,185.08	94.24	4,557.78
d Life Insurance Operation	-	-	-	-	-	-
e Other Banking Operations	-	-	-	-	-	-
f Unallocated	9,849.88	9,512.22	6,867.41	9,849.88	6,867.41	2,057.54
<b>Total Capital Employed</b>	<b>98,221.85</b>	<b>97,076.25</b>	<b>84,379.82</b>	<b>98,221.85</b>	<b>84,379.82</b>	<b>86,954.60</b>
GEOGRAPHICAL SEGMENTS	QUARTER ENDED			NINE MONTHS ENDED		YEAR ENDED
	(REVIEWED)	(REVIEWED)	(REVIEWED)	(REVIEWED)	(REVIEWED)	(AUDITED)
	31.12.2024	30.09.2024	31.12.2023	31.12.2024	31.12.2023	31.03.2024
(1) Revenue						
a Domestic	34,308.32	33,075.94	30,751.37	99,849.02	88,872.59	1,21,217.24
b International	1,805.45	1,645.13	1,582.56	5,006.05	4,756.60	6,437.13
<b>Total</b>	<b>36,113.77</b>	<b>34,721.07</b>	<b>32,333.93</b>	<b>1,04,855.07</b>	<b>93,629.19</b>	<b>1,27,654.37</b>
(2) Assets						
a Domestic	14,63,834.56	14,45,232.74	13,53,246.46	14,63,834.56	13,53,246.46	13,79,471.64
b International	1,28,813.78	1,30,475.18	1,15,839.04	1,28,813.78	1,15,839.04	1,12,069.08
<b>Total</b>	<b>15,92,648.34</b>	<b>15,75,707.92</b>	<b>14,69,085.50</b>	<b>15,92,648.34</b>	<b>14,69,085.50</b>	<b>14,91,540.72</b>
<b>Notes on Segment Reporting:</b> 1 As per RBI guidelines and in compliance with the applicable Accounting Standards, the Bank has classified "Treasury Operations", "Retail Banking Operations", "Wholesale Banking Operations", "Life Insurance Operations" and "Other Banking Operations" as primary business segments and "Domestic" and "International" as secondary/geographic segments for the purpose of compliance with AS-17 on Segment Reporting issued by ICAI.  *As per RBI Circular DOR.AUT.REC.12/22.01.001/2022-23 dated April 7, 2022 on establishment of Digital Banking Units (DBUs), the RBI has prescribed reporting of Digital Banking Segment as a sub-segment of Retail Banking Segment under Accounting Standard -17 "Segment Accounting". The Information about Digital Banking Segment reported as a sub segment of Retail Banking Segment is related to the Digital Banking Units of the Bank.						







(Head Office : Bengaluru)

**CONSOLIDATED FINANCIAL RESULTS FOR THE QUARTER AND NINE MONTHS ENDED 31<sup>ST</sup> DECEMBER 2024**

(₹ in Crore)

Sl. No.	PARTICULARS	QUARTER ENDED			NINE MONTHS ENDED		YEAR ENDED
		(REVIEWED)	(REVIEWED)	(REVIEWED)	(REVIEWED)	(REVIEWED)	(AUDITED)
		31.12.2024	30.09.2024	31.12.2023	31.12.2024	31.12.2023	31.03.2024
1	INTEREST EARNED (a)+(b)+(c)+(d)	30,750.73	30,181.85	28,492.24	90,105.55	81,232.64	1,10,518.76
	(a) Interest/discount on advances/bills	22,448.43	21,761.66	19,888.78	64,991.89	57,328.57	78,205.67
	(b) Income on Investments	6,625.17	6,504.20	6,232.77	19,682.21	18,133.84	24,517.19
	(c) Interest on balances with Reserve Bank of India & Other Inter-Bank Funds	1,084.30	1,132.64	943.97	3,285.26	3,217.18	4,249.46
	(d) Others	592.83	783.35	1,426.72	2,146.19	2,553.05	3,546.44
2	Other Income	6,679.17	7,824.20	7,137.94	22,296.15	20,548.16	28,646.18
3	TOTAL INCOME (1+2)	37,429.90	38,006.05	35,630.18	1,12,401.70	1,01,780.80	1,39,164.94
4	Interest Expended	21,163.40	20,427.19	18,620.26	61,124.72	52,891.50	72,117.59
5	Operating Expenses (i)+(ii)	8,353.15	9,814.35	10,102.30	27,894.98	26,622.55	37,336.86
	(i) Employees Cost	4,648.91	4,537.00	4,695.54	13,597.03	12,462.52	17,112.27
	(ii) Other Operating Expenses (All items exceeding 10% of the total expenditure excluding interest expenditure may be shown separately)	3,704.24	5,277.35	5,406.76	14,297.95	14,160.03	20,224.59
6	TOTAL EXPENSES ((4+5) excluding Provisions & Contingencies)	29,516.55	30,241.54	28,722.56	89,019.70	79,514.05	1,09,454.45
7	Operating Profit before Provisions and Contingencies (3-6)	7,913.35	7,764.51	6,907.62	23,382.00	22,266.75	29,710.49
8	Provisions (Other than Tax) and Contingencies	2,398.80	2,252.00	1,899.03	6,932.91	7,227.25	9,710.93
	of which provisions for Non-performing assets	1,982.82	2,587.76	2,106.89	6,741.27	6,725.24	9,007.35
9	Exceptional Items	-	-	-	-	-	-
10	Profit (+) / Loss (-) from Ordinary Activities before tax (7-8-9)	5,514.55	5,512.51	5,008.59	16,449.09	15,039.50	19,999.56
11	Tax expense	1,353.55	1,412.19	1,270.33	4,210.55	4,050.35	5,217.20
12	Net Profit (+) / Loss (-) from Ordinary Activities after tax (10-11)	4,161.00	4,100.32	3,738.26	12,238.54	10,989.15	14,782.36
13	Extraordinary Items (net of tax expense)	-	-	-	-	-	-
14	Net Profit (+) / Loss (-) for the period (12-13)	4,161.00	4,100.32	3,738.26	12,238.54	10,989.15	14,782.36
15	Add: Share of Earnings in Associates	94.68	126.43	88.29	342.13	421.07	618.56
16	Less: Minority Interest	41.52	38.99	36.34	111.24	83.41	122.35
17	Net Profit (+) / Loss (-) after Minority Interest (14+15-16)	4,214.16	4,187.76	3,790.21	12,469.43	11,326.81	15,278.57
18	Paid up Equity Share Capital (Face Value of each share- Rs. 2/-)	1,814.13	1,814.13	1,814.13	1,814.13	1,814.13	1,814.13
19	Reserves excluding Revaluation Reserves						81200.60
20	Analytical Ratios						
	(i) Percentage of shares held by Government of India	62.93%	62.93%	62.93%	62.93%	62.93%	62.93%
	(ii) Capital Adequacy Ratio - Basel III	16.49%	16.62%	15.83%	16.49%	15.83%	16.33%
	(a) Common Equity Tier I Ratio	12.03%	12.06%	11.33%	12.03%	11.33%	11.65%
	(b) Additional Tier 1 Ratio	2.58%	2.64%	2.10%	2.58%	2.10%	2.36%
	(iii) Earnings per Share (EPS) *						
	a) Basic and diluted EPS before Extraordinary items (net of tax expense) for the period, for the year to date and for the previous year (Quarter numbers are not annualised)	4.65	4.62	20.89	13.75	62.44	84.22
	b) Basic and diluted EPS after Extraordinary items (net of tax expense) for the period, for the year to date and for the previous year (Quarter numbers are not annualised)	4.65	4.62	20.89	13.75	62.44	84.22
	(iv) NPA Ratios						
	(a) Amount of Gross Non Performing Assets	35,084.28	37,785.09	41,776.52	35,084.28	41,776.52	40,657.18
	(b) Amount of Net Non Performing Assets	9,087.15	9,785.18	12,183.43	9,087.15	12,183.43	11,831.26
	(c) Percentage of Gross Non Performing Assets	3.34%	3.73%	4.39%	3.34%	4.39%	4.23%
	(d) Percentage of Net Non Performing Assets	0.89%	0.99%	1.32%	0.89%	1.32%	1.27%
	(v) Return on Assets (Annualised)	1.03%	1.05%	1.01%	1.05%	1.03%	1.03%

\*Earning per share(EPS) is computed by considering face value of ₹2 /share in quarter/nine Months ended Dec'24 and quarter ended Sep'24 . EPS would be ₹23.25 and ₹ 68.75 without considering stock split for the quarter and nine months ended Dec'24 respectively and ₹ 23.10 for quarter ended Sep'24.



Internal





(Head Office : Bengaluru)

CONSOLIDATED SEGMENT REPORTING FOR THE QUARTER AND NINE MONTHS ENDED 31<sup>ST</sup> DECEMBER 2024

(₹ in Crore)

BUSINESS SEGMENTS	QUARTER ENDED			NINE MONTHS ENDED		YEAR ENDED
	(REVIEWED)	(REVIEWED)	(REVIEWED)	(REVIEWED)	(REVIEWED)	(AUDITED)
	31.12.2024	30.09.2024	31.12.2023	31.12.2024	31.12.2023	31.03.2024
(1) Segment Revenue						
a Treasury Operations	7,226.30	6,776.23	6,100.38	20,650.75	17,837.01	24,628.54
b Retail Banking Operations	16,046.78	16,181.60	15,605.49	48,329.17	44,448.81	60,870.89
i) Digital Banking *	1.20	1.03	0.44	3.09	0.92	1.55
ii) Other Retail Banking	16,045.58	16,180.57	15,605.05	48,326.08	44,448.89	60,869.34
c Wholesale Banking Operations	12,769.21	11,635.08	10,553.50	35,484.11	30,915.27	42,161.81
d Life Insurance Operation	1,387.61	3,413.14	3,370.81	7,937.67	8,578.71	11,503.70
e Other Banking Operation	-	-	-	-	-	-
f Unallocated	-	-	-	-	-	-
Total	37,429.90	38,006.05	35,630.18	1,12,401.70	1,01,780.80	1,39,164.94
Less: Inter Segment Revenue	-	-	-	-	-	-
Income from operations	37,429.90	38,006.05	35,630.18	1,12,401.70	1,01,780.80	1,39,164.94
(2) Segment Results						
a Treasury Operations	1,750.91	1,634.28	1,210.76	4,791.70	3,348.78	4,659.00
b Retail Banking Operations	3,976.83	4,296.97	4,058.29	12,760.56	12,160.56	16,652.59
i) Digital Banking *	(0.81)	(0.85)	(1.10)	(2.58)	(3.29)	(4.31)
ii) Other Retail Banking	3,977.64	4,297.82	4,059.39	12,763.14	12,163.85	16,656.90
c Wholesale Banking Operations	(250.74)	(455.61)	(303.20)	(1,196.29)	(560.07)	(1,425.35)
d Life Insurance Operation	37.55	36.87	42.74	93.12	90.23	113.32
e Other Banking Operations	-	-	-	-	-	-
Total	5,514.55	5,512.51	5,008.59	16,449.09	15,039.50	19,999.56
Unallocated Income/Expenses (including Provisions and contingencies)	-	-	-	-	-	-
Total Profit Before tax	5,514.55	5,512.51	5,008.59	16,449.09	15,039.50	19,999.56
Income tax	1,353.55	1,412.19	1,270.33	4,210.55	4,050.35	5,217.20
Net Profit/(Loss)	4,161.00	4,100.32	3,738.26	12,238.54	10,989.15	14,782.36
ADD: Share of Earnings in Associates	94.68	126.43	88.29	342.13	421.07	618.56
Less: Minority Interest	41.52	38.99	36.34	111.24	83.41	122.35
Consolidated Profit (+) / Loss(-) after Minority Interest	4,214.16	4,187.76	3,790.21	12,469.43	11,326.81	15,278.57
(3) Segment Assets						
a Treasury Operations	4,33,319.10	4,04,806.35	4,03,736.62	4,33,319.10	4,03,736.62	4,08,277.75
b Retail Banking Operations	5,70,782.16	5,78,521.67	5,04,920.02	5,70,782.16	5,04,920.02	5,28,695.36
i) Digital Banking *	36.36	31.32	13.57	36.36	13.57	23.43
ii) Other Retail Banking	5,70,745.80	5,78,490.35	5,04,906.45	5,70,745.80	5,04,906.45	5,28,671.93
c Wholesale Banking Operations	5,48,584.50	5,49,301.45	5,22,878.95	5,48,584.50	5,22,878.95	5,20,333.99
d Life Insurance Operation	41,198.08	40,794.68	36,458.98	41,198.08	36,458.98	38,750.83
e Other Banking Operations	-	-	-	-	-	-
f Unallocated	44,948.31	48,147.24	41,956.61	44,948.31	41,956.61	38,959.71
Total Assets	16,38,832.15	16,21,571.39	15,09,951.18	16,38,832.15	15,09,951.18	15,35,017.64
(4) Segment Liabilities						
a Treasury Operations	3,94,791.27	3,90,883.94	3,69,124.40	3,94,791.27	3,69,124.40	3,79,860.28
b Retail Banking Operations	5,40,123.10	5,11,688.51	4,62,114.07	5,40,123.10	4,62,114.07	4,76,773.55
i) Digital Banking *	22.07	21.26	13.57	22.07	13.57	17.89
ii) Other Retail Banking	5,40,101.03	5,11,667.25	4,62,100.50	5,40,101.03	4,62,100.50	4,76,755.66
c Wholesale Banking Operations	5,29,399.42	5,42,492.99	5,22,784.71	5,29,399.42	5,22,784.71	5,15,776.21
d Life Insurance Operation	39,713.31	39,339.23	35,057.32	39,713.31	35,057.32	37,331.95
e Other Banking Operations	-	-	-	-	-	-
f Unallocated	29,931.09	33,563.63	30,620.20	29,931.09	30,620.20	32,141.97
Total Liabilities	15,33,958.19	15,17,968.30	14,19,700.70	15,33,958.19	14,19,700.70	14,41,883.96
(5) Capital Employed						
a Treasury Operations	38,527.83	13,922.41	34,612.22	38,527.83	34,612.22	28,417.47
b Retail Banking Operations	30,659.06	66,833.16	42,805.95	30,659.06	42,805.95	51,921.81
i) Digital Banking *	14.29	10.06	-	14.29	-	5.54
ii) Other Retail Banking	30,644.77	66,823.10	42,805.95	30,644.77	42,805.95	51,916.27
c Wholesale Banking Operations	19,185.08	6,808.46	94.24	19,185.08	94.24	4,557.78
d Life Insurance Operation	1,484.77	1,455.45	1,401.66	1,484.77	1,401.66	1,418.88
e Other Banking Operations	-	-	-	-	-	-
f Unallocated	15,017.22	14,583.61	11,336.41	15,017.22	11,336.41	6,817.74
Total Capital Employed	1,04,873.96	1,03,603.09	90,250.48	1,04,873.96	90,250.48	93,133.68

GEOGRAPHICAL SEGMENTS	QUARTER ENDED			NINE MONTHS ENDED		YEAR ENDED
	(REVIEWED)	(REVIEWED)	(REVIEWED)	(REVIEWED)	(REVIEWED)	(AUDITED)
	31.12.2024	30.09.2024	31.12.2023	31.12.2024	31.12.2023	31.03.2024
(1) Revenue						
a Domestic	35,618.32	36,354.06	34,040.05	1,07,375.28	97,001.47	1,32,696.85
b International	1,811.58	1,651.99	1,590.13	5,026.42	4,779.33	6,468.09
Total	37,429.90	38,006.05	35,630.18	1,12,401.70	1,01,780.80	1,39,164.94
(2) Assets						
a Domestic	15,09,914.78	14,90,781.45	13,93,768.98	15,09,914.78	13,93,768.98	14,22,643.35
b International	1,28,917.37	1,30,789.94	1,16,182.20	1,28,917.37	1,16,182.20	1,12,374.29
Total	16,38,832.15	16,21,571.39	15,09,951.18	16,38,832.15	15,09,951.18	15,35,017.64

Notes on Segment Reporting:

1 As per RBI guidelines and in compliance with the applicable Accounting Standards, the Bank has classified "Treasury Operations", "Retail Banking Operations", "Wholesale Banking Operations", "Life Insurance Operations" as primary business segments and "Domestic" and "International" as secondary/geographic segments for the purpose of compliance with AS-17 on Segment Reporting issued by ICAI.

\*As per RBI Circular DOR.AUT.REC.12/22.01.001/2022-23 dated April 7, 2022 on establishment of Digital Banking Units (DBUs), the RBI has prescribed reporting of Digital Banking Segment as a sub-segment of Retail Banking Segment under Accounting Standard -17 "Segment Accounting". The information about Digital Banking Segment reported as a sub segment of Retail Banking Segment is related to the Digital Banking Units of the Bank.

2 Capital employed for each segment, has been allocated proportionate to the assets of the segment.

3 Figures of the previous period have been regrouped/reclassified wherever considered necessary to conform to current period classification.





(Head Office: Bengaluru)

STATEMENT OF ASSETS AND LIABILITIES						
(₹. in Crore)						
PARTICULARS	STANDALONE			CONSOLIDATED		
	As on 31.12.2024	As on 31.12.2023	As on 31.03.2024	As on 31.12.2024	As on 31.12.2023	As on 31.03.2024
	(REVIEWED)	(REVIEWED)	(AUDITED)	(REVIEWED)	(REVIEWED)	(AUDITED)
<b>CAPITAL AND LIABILITIES</b>						
CAPITAL	1,814.13	1,814.13	1,814.13	1,814.13	1,814.13	1,814.13
RESERVES AND SURPLUS	96,407.73	82,565.68	85,140.46	1,01,929.41	87,474.85	90,319.10
MINORITY INTEREST	-	-	-	1,130.42	961.49	1,000.43
DEPOSITS	13,69,464.68	12,62,930.61	13,12,366.61	13,69,158.98	12,62,735.49	13,12,242.47
BORROWINGS	92,492.81	88,490.11	57,592.28	92,492.81	88,486.79	57,537.56
OTHER LIABILITIES AND PROVISIONS	32,468.99	33,284.97	34,627.24	72,306.40	68,478.43	72,103.95
<b>TOTAL</b>	<b>15,92,648.34</b>	<b>14,69,085.50</b>	<b>14,91,540.72</b>	<b>16,38,832.15</b>	<b>15,09,951.18</b>	<b>15,35,017.64</b>
<b>ASSETS</b>						
CASH & BALANCES WITH RESERVE BANK OF INDIA	58,803.66	66,239.37	71,068.18	58,814.01	66,254.24	71,134.88
BALANCES WITH BANKS AND MONEY AT CALL AND SHORT NOTICE	81,626.47	77,878.63	79,691.54	81,821.32	78,003.36	80,029.81
INVESTMENTS	3,79,372.06	3,43,376.26	3,57,454.42	4,24,040.62	3,82,897.42	3,99,207.00
ADVANCES	10,23,726.85	9,20,646.67	9,31,612.83	10,23,894.36	9,20,879.24	9,31,786.58
FIXED ASSETS	9,847.73	10,207.22	12,228.17	9,935.77	10,312.71	12,330.96
OTHER ASSETS	39,271.57	50,737.35	39,485.58	40,326.07	51,604.21	40,528.41
<b>TOTAL</b>	<b>15,92,648.34</b>	<b>14,69,085.50</b>	<b>14,91,540.72</b>	<b>16,38,832.15</b>	<b>15,09,951.18</b>	<b>15,35,017.64</b>





(Head Office: Bengaluru)

**Notes forming part of Standalone and Consolidated (Reviewed) Financial Results for the Quarter and Nine months ended 31.12.2024.**

1. The above financial results of the Bank for the quarter and nine months ended 31.12.2024 have been reviewed and recommended by the Audit Committee of the Board and approved by the Board of Directors in their respective meetings held on 27.01.2025. The results have been subjected to limited review by the Statutory Central Auditors of the Bank and are in compliance with the guidelines issued by the Reserve Bank of India and as per the requirements of SEBI (Listing Obligations and Disclosure Requirements) Regulations, 2015 as amended.
2. The above financial results for the quarter and nine months ended 31.12.2024 have been arrived at after considering Provision for Standard Assets (including Covid-19 related Provisions), Non-performing Assets, Restructured Assets, Stressed Sector Accounts, Unhedged Foreign Currency Exposure, Income tax, Deferred tax, Depreciation on Fixed Assets, Employee Benefits, Other necessary Provisions and Contingencies as per RBI's specific directions, judicial pronouncements and applicable Accounting Standards issued by the Institute of Chartered Accountants of India.

The Bank has applied its significant accounting policies in the preparation of these financial results that are consistent with those followed in the annual financial statements for the year ended 31.03.2024 except for the classification and valuation of Investments which is as per the master direction No RBI/DOR/2023-24/104 DOR.MRG.36/21.04.141/2023-24 on classification, valuation and operation of Investment Portfolio of Commercial Banks (Directions), 2023 issued by Reserve Bank of India dated 12.09.2023 applicable from 01.04.2024. Consequently, the bank has recognized a net gain of ₹ 1748.98 Crores (net of tax) as on 01.04.2024 which has been credited to General Reserve. Further, during the nine months ended 31.12.2024 the bank has also recognized net gain of ₹ 111.01 Crores (net of tax) which is credited to AFS Reserve in compliance to the RBI Directions.

Accordingly, up to that extent, the figures for the quarter and nine months ended 31.12.2023 and the financial year ended 31.03.2024 are not comparable with the figures for the quarter and nine months ended 31.12.2024.

3. The financial statements of the Bank for the quarter and nine months ended 31.12.2024 have been prepared in accordance with AS-25 "Interim Financial Reporting" issued by the Institute of Chartered Accountants of India.
4. The consolidated financial results are prepared in accordance with Accounting Standard 21 on "Accounting for Consolidated Financial Statements", Accounting Standard 23 on "Accounting for Investment in Associates" and Accounting Standard 27 on "Financial Reporting of Interest in Joint Ventures" issued by the Institute of Chartered Accountants of India and guidelines issued by the RBI.
5. The Provision for employee benefits and other usual necessary provisions including income tax have been made on estimated basis. These expenses have been allocated on proportionate basis and may be subject to adjustments in subsequent quarters.





(Head Office: Bengaluru)

6. In accordance with SEBI regulations, for the purpose of consolidated financial results for quarter and nine months ended 31.12.2024, minimum eighty percent (80%) of each of consolidated revenue, assets and profits have been subject to review.
7. The Consolidated Financial Statements (CFS) of the Group comprises the results of the following 8 (Eight) Subsidiaries, 5 (five) Associates including 4 (four) Regional Rural Bank (RRBs).

SI No	Name of Company	Type of Incorporation	Country of Incorporation	Percentage of Ownership Interest
1	Canbank Venture Capital Fund Ltd	Subsidiary	India	100%
2	Canbank Financial Services Ltd	Subsidiary	India	100%
3	Canara Bank Securities Ltd	Subsidiary	India	100%
4	Canbank Factors Ltd	Subsidiary	India	70%
5	Canbank Computer Services Ltd	Subsidiary	India	69.14%
6	Canara Robeco Asset Management Company Ltd	Subsidiary	India	51%
7	Canara HSBC Life Insurance Company Ltd	Subsidiary	India	51%
8	Canara Bank (Tanzania) Ltd	Subsidiary	Tanzania	100% (Refer note below)
9	Canfin Homes Ltd	Associate	India	29.99%
10	Karnataka Gramin Bank	Associate	India	35%
11	Kerala Gramin Bank	Associate	India	35%
12	Andhra Pragati Grameena Bank	Associate	India	35%
13	Karnataka Vikas Grameena Bank	Associate	India	35%

**Note:** Canara Bank Tanzania Ltd (CBTL), a wholly owned subsidiary of the bank has entered into an agreement with M/s Exim Bank Tanzania Ltd in respect of transfer of certain assets and liabilities of CBTL. In pursuant to this agreement advance payment has been received in the escrow account and CBTL has ceased its operations with effect from fulfilment date i.e 21.12.2024. The final payment of the same is received on 23.01.2025 and kept in the escrow account.

In addition to above, Higher Education Financing Agency (HEFA) is a joint venture of MHRD, Government of India (90.91%) and Canara Bank (9.09%) for financing towards creation of



(Head Office: Bengaluru)

capital assets in premier educational institutions in India. HEFA is registered under Section 8 (Not-for-profit) under the Companies Act 2013 as a Union Govt company and as Non-deposit taking NBFC with RBI.

Since there is no right over the profits of Section 8 Company and considering the long term restrictions over transfer of funds by HEFA, the financials of the HEFA has not been considered in Consolidated Financial Statements of the Bank.

8. In accordance with RBI circular no. DBR.No.BP. BC.18/21.04.048/2018-19 dated 01.01.2019, DOR.No.BP.BC.34/21.4.048/2019-20 dated 11.02.2020 and DOR.No. BP.BC/4/ 21.04.048/ 2020-21 dated 06.08.2020, on "Relief for MSME borrowers either exempted or registered under Goods and Service Tax (GST)", the details of MSME Restructured Accounts as on 31.12.2024 is as under:

Number of Accounts Restructured	Amount as on 31.12.2024 (₹ in Crore)
13795	937.92

9. As per RBI Letters No DBR.No.BP.15199/21.04.048/2016-17 and DBR. No.BP.BC. 1941/21.04.048/2017-18 dated June 23, 2017 and August 28, 2017 respectively, for the accounts covered under the provisions of Insolvency and Bankruptcy Code (IBC), the Bank is holding total provision of ₹5576.53 Crore (100% of total outstanding of ₹5576.53 crore) as on 31.12.2024.

10. Based on the available financial statements and the declaration from borrowers, the Bank has estimated the liability towards Unhedged Foreign Currency Exposure to their constituents in terms of RBI Circular DOR.MRG.REC.76/00-00-007/2022-23 dated 11.10.2022 and holds a provision of ₹ 24.43 Crore as on 31.12.2024.

11. In terms of RBI circular no. DOR.AUT.REC.12/22.01.001 /2022-23 dated April 7, 2022 on establishment of Digital Banking Units (DBUs) and reporting of Digital Banking Segment as a sub-segment of Retail Banking Segment under Accounting Standard - 17 "Segment Reporting", Bank has reported Digital Banking Segment as a sub-segment of Retail Banking Segment.

12. Details of Priority Sector Lending Certificate (PSLC) purchased and sold are as under:

Particulars	Units (in numbers)	Commission Paid/Earned (₹ in Crore)
<b>PSLC-Purchased</b>		
During Q3	Nil	Nil
Cumulative FY 2024-25	Nil	Nil
<b>PSLC-Sold</b>		
During Q3	12,000	87.00
Cumulative FY 2024-25	2,78,800	1,415.81



(Head Office: Bengaluru)

13. Provision Coverage Ratio of the Bank as on 31.12.2024 is 91.26 %.

14. As per the RBI Circular DBR. No. BP. BC. 45/21.04.048/2018-19 dated 07.06.2019 on prudential framework for Resolution of Stressed Assets, Bank holds an additional provision of ₹ 454.91 Crore in 10 accounts as detailed below.

(₹. in Crore)

Amount of loans as on 31.12.2024 impacted by RBI Circular (a)	Amount of loans as on 31.12.2024 to be classified as NPA (b)	Amount of loans as on 31.12.2024 out of (b) classified as NPA (c)	Provision held as on 31.03.2024 (d)	Additional provision/ (Reversal) made during period ended 31.12.2024 (e)	Provision held as on 31.12.2024 (f)
4747.04	4747.04	4747.04	832.11	(377.20)	454.91

15. There were 3 borrower accounts having an aggregate exposure of ₹ 13.83 Crore, where resolution plans had been implemented under RBI's Resolution Framework 1.0 dated August 6, 2020 and now modified under RBI's Resolution Framework 2.0 dated May 5, 2021.

16. During the nine months ended 31.12.2024, Bank had issued Basel III Compliant Additional Tier I Bonds aggregating to ₹ 3000.00 Crore through private placement ; had redeemed Basel III Compliant Tier II Bonds aggregating to ₹ 750.00 Crore on maturity during the current quarter.

17. The current tax expenses and deferred tax expenses are determined in accordance with the provisions of the Income Tax Act, 1961 and as per the Accounting Standard 22- "Accounting for Taxes on Income" issued by the Institute of Chartered Accountants of India respectively after taking into account taxes paid at the foreign offices, which are based on the tax laws of respective jurisdictions.

18. In accordance with the RBI guidelines, the Banks are required to make consolidated Pillar 3 disclosures including Leverage Ratio, Liquidity Coverage Ratio and Net Stable Funding Ratio (NSFR) under the Basel III framework. These disclosures will be made available at the following link at our Bank's website "[www.canarabank.com](http://www.canarabank.com)".

[https://canarabank.com/User\\_page.aspx?menulevel=5&menuid=5&CatID=7](https://canarabank.com/User_page.aspx?menulevel=5&menuid=5&CatID=7)

This disclosure has not been subjected to review by the Statutory Central Auditors.





(Head Office: Bengaluru)

19. Details of loans transferred /acquired during the quarter ended 31.12.2024 under the RBI Master Direction on transfer of loan exposures dated 24.09.2021 are given below: -

- a) Bank has not transferred/acquired any Loans not in default during the quarter ended 31.12.2024.
- b) The Bank has not acquired any Stressed Loans (NPAs)/ Special Mentioned Accounts (SMA) during the quarter ended 31.12.2024.
- c) Details of Stressed Loans (NPAs) transferred during the quarter ended 31.12.2024 are furnished below :

(Amounts ₹.in Crore)

Particulars	To ARCs	To permitted Transferees	To other Transferees (Please Specify)
No. of Accounts	5	NIL	
Aggregate principal outstanding of loans transferred	798.34		
Weighted Average residual tenor of the loans transferred	Nil		
Net book value of the loans transferred (at the time of transfer)	798.34		
Aggregate consideration	643.26		
Additional consideration realised in respect of accounts transferred in earlier years	Nil		

- d) Distribution of the SRs held by the Bank across the various categories of Recovery Ratings assigned to such SRs by the credit rating agencies as on 31.12.2024 is given as under:

Recovery Rating Band	Book Cost (₹. in Crore)
RR1	595.71
RR1+	110.61
RR2	58.87
RR3	6.95
RR4	10.33
RR5	118.52
NR	486.68
Rating Withdrawn	52.69
<b>Total</b>	<b>1440.36</b>

- e) Amount of excess provision reversed to the profit and loss account on account of sale of stressed loans: Rs. 114.12 Crore.





(Head Office: Bengaluru)

20. As per RBI Master Direction No RBI/DOR/ 2021-22/ 83 DOR. ACC. REC. No. 45/21.04.018/2021-22 dated 30.08.2021(Updated as on 01.04.2024) on financial statements - Presentation and disclosures, divergence in the asset classification and provisioning, Banks should disclose divergences, if either or both of the following conditions are satisfied:

- (a) the additional provisioning for NPAs assessed by RBI as part of its supervisory process exceeds five per cent of the reported profit before provisions and contingencies for the reference period, and
- (b) the additional Gross NPAs identified by RBI as part of its supervisory process exceed five percent of the reported incremental Gross NPAs for the reference period.

No disclosure is required with respect to RBI's annual supervisory process for FY 2023-24 as the divergence are within the threshold limits.

21. Other income includes profit/loss on sale of assets, profit/loss on revaluation of investments (net), earnings from foreign exchange and derivative transactions, recoveries from accounts previously written off, dividend income etc.

22. As per RBI Master direction no. RBI/DOR/ 2021-22/ 83 DOR. ACC. REC. No. 45/21.04.018/2021-22 dated 30.08.2021(Updated as on 01.04.2024), the details of the item under Schedule 14 i.e. Other Income exceeding 1% of the total Income are as under:

For Period ended 31.12.2024	Item under the Sub Head/ Head	₹ in Crore	%
a) Any Item under the subhead "Miscellaneous Income under the head "Schedule14- Other Income" exceeds one percent of the total income.	Write Back in Technical Written Off Accounts	4356.59	4.15%
	Other Misc Income (mainly PSLC Comm)	3748.27	3.57%
	Service Charges	2345.54	2.24%
	Commission on Card Services	1408.92	1.34%

23. The Bank had received on 24.01.2025, a penalty order from RBI for Rs. 1,63,60,000/- (Rupees One Crore Sixty-Three Lakh Sixty Thousand only) for non-compliance with certain directions issued by them.





(Head Office: Bengaluru)

24. Number of Investors' complaints received and disposed off during the quarter ended 31.12.2024

i)	Pending at the beginning of the quarter	NIL
ii)	Received during the quarter	42
iii)	Resolved during the quarter	42
iv)	Lying unresolved at the end of the quarter	NIL

25. Figures for the corresponding periods have been regrouped/reclassified/rearranged wherever necessary.

  
ANJANEYULU CHERUKURI  
DIVISIONAL MANAGER

  
SHEIKH MOHD. WASEEM  
DIVISIONAL MANAGER

  
DEEPAK KUMAR JENA  
ASSISTANT GENERAL MANAGER

  
AMIT MITTAL  
GENERAL MANAGER

  
S K MAJUMDAR  
CHIEF GENERAL MANAGER & GCFO

  
BHAVENDRA KUMAR  
EXECUTIVE DIRECTOR

  
HARDEEP SINGH AHLUWALIA  
EXECUTIVE DIRECTOR

DEBASHISH MUKHERJEE  
EXECUTIVE DIRECTOR

  
K. SATYANARAYANA RAJU  
MANAGING DIRECTOR & CHIEF EXECUTIVE OFFICER

  
VIJAY SRIRANGAN  
CHAIRMAN

PARSHANT KUMAR GOYAL  
DIRECTOR

ROHIT DAS  
DIRECTOR

  
DIBAKAR PRASAD HARICHANDAN  
DIRECTOR

  
BIMAL PRASAD SHARMA  
DIRECTOR



(Head Office: Bengaluru)

ABHA SINGH YADUVANSHI  
DIRECTOR

HEMANT BUCH  
DIRECTOR

For K VENKATACHALAM AIYER & CO  
CHARTERED ACCOUNTANTS  
FRN : 004610S

For RODI DABIR & CO  
CHARTERED ACCOUNTANTS  
FRN : 108846W

For ABARNA & ANANTHAN  
CHARTERED ACCOUNTANTS  
FRN : 000003S

( A GOPALAKRISHNAN )  
PARTNER  
MEMBERSHIP NO: 018459



( VRUNDA FUNDE PAUNIKAR )  
PARTNER  
MEMBERSHIP NO: 137007



( ABARNA BHASKAR )  
PARTNER  
MEMBERSHIP NO: 025145



For S R GOYAL & CO  
CHARTERED ACCOUNTANTS  
FRN : 001537C

For M C BHANDARI & CO  
CHARTERED ACCOUNTANTS  
FRN : 303002E

( ASHISH GUPTA )  
PARTNER  
MEMBERSHIP NO: 400968



( CHANDRA BHUSAN DEY )  
PARTNER  
MEMBERSHIP NO: 053126



Place: Bengaluru  
Date: 27.01.2025



Independent Auditors' Review Report on Unaudited Standalone Financial Results for the quarter and nine months ended 31<sup>st</sup> December, 2024 of Canara Bank pursuant to the Regulation 33 & Regulation 52 read with 63(2) of the SEBI (Listing Obligations and Disclosure Requirements) Regulations, 2015, as amended

To  
The Board of Directors,  
Canara Bank,  
Bengaluru

1. We have reviewed the accompanying statement of Unaudited Standalone Financial results ("the Statement") of Canara Bank ("the Bank") for the quarter and nine months ended 31<sup>st</sup> December, 2024 attached herewith, being submitted by the Bank pursuant to the requirement of Regulation 33 and 52 read with 63(2) of SEBI (Listing Obligations and Disclosure Requirements) Regulations, 2015 as amended ("the Regulations"), except for the disclosures relating to Pillar 3 disclosure as at 31<sup>st</sup> December, 2024, including "leverage ratio" and "liquidity coverage ratio" and "net stable funding ratio" under Basel III Capital Regulations as have been disclosed on the Bank's website and in respect of which a link has been provided in the financial results and which have not been reviewed by us.
2. The Statement, which is the responsibility of Bank's management and has been approved by the Bank's Board of Directors has been prepared in accordance with the recognition and measurement principles laid down in Accounting Standard 25 "Interim Financial Reporting" ("AS 25"), issued by the Institute of Chartered Accountants of India (ICAI), the relevant provisions of the Banking Regulation Act, 1949, the circulars, guidelines and directions issued by the Reserve bank of India (RBI) from time to time ("RBI Guidelines") and other accounting principles generally accepted in India. Our responsibility is to express a conclusion on the statement based on our review.





3. We conducted our review of the Statement in accordance with the Standard on Review Engagements (SRE) 2410 - "Review of Interim Financial Information Performed by the Independent Auditor of the Entity", issued by the Institute of Chartered Accountants of India. A review of interim financial information consists of making inquiries, primarily of persons responsible for financial and accounting matters, and applying analytical and other review procedures. A review is substantially less in scope than an audit conducted in accordance with Standards on Auditing and consequently, does not enable us to obtain assurance that we would become aware of all significant matters that might be identified in an audit. We have not performed an audit and accordingly, we do not express an audit opinion.
4. The Unaudited Standalone Financial results incorporate relevant returns of 20 Domestic Branches, Integrated Treasury Wing reviewed by us and 2 Overseas branches reviewed by local auditors of overseas branches specially appointed for this purpose and reports from inspecting officials for 630 branches. These review reports cover 51.10 percent of the advance portfolio of the Bank (excluding the advances of the ARM Branches & Food Credit) and 73.53 percent of the non-performing assets of the Bank. Apart from these review reports, in the conduct of our review, we have also relied upon various returns received from the un-reviewed 9166 Domestic Branches and 2 Overseas Branches of the Bank. We have also relied upon various information and returns of these unreviewed branches generated through the centralised data base at Bank's Head Office.
5. Based on our review conducted as above, subject to limitation in scope as mentioned in Para 3 and 4 above, nothing has come to our attention that causes us to believe that the accompanying statement read with notes to the unaudited standalone financial results, has not been prepared in accordance with the recognition and measurement principles laid down in the aforesaid accounting standards, RBI guidelines and other accounting principles generally accepted in India, has not disclosed the information required to be disclosed in terms of Regulations, including the manner in which it is to be disclosed, except for the disclosures relating to pillar III disclosures as at December 31, 2024, or that it contains any material misstatement or that it has not been prepared in accordance





S R GOYAL & CO  
CHARTERED ACCOUNTANTS

M C BHANDARI & CO  
CHARTERED ACCOUNTANTS

with the relevant prudential norms issued by the Reserve Bank of India in respect of income recognition, asset classification, provisioning and other related matters.

6. The unaudited standalone financial results of the bank for the corresponding quarter and nine months ended December 31, 2023 and year ended March 31, 2024 were reviewed by five joint auditors of the bank, three of whom were predecessor audit firms and they have expressed an unmodified conclusion vide their respective audit / limited review reports on such financial results.

Our conclusion is not modified in respect of this matter.

For K VENKATACHALAM AIYER & CO

CHARTERED ACCOUNTANTS

FRN : 004610S

  
( A GOPALAKRISHNAN )  


PARTNER

MEMBERSHIP NO: 018159

UDIN: 25018159BMOSRD5838

For RODI DABIR & CO

CHARTERED ACCOUNTANTS

FRN : 108846W

  
( VRUNDA FUNDE PAUNIKAR )  


PARTNER

MEMBERSHIP NO: 137007

UDIN: 25137007BMINPJ8306

For ABARNA & ANANTHAN

CHARTERED ACCOUNTANTS

FRN : 000003S

  
( ABARNA BHASKAR )  


PARTNER

MEMBERSHIP NO: 025145

UDIN: 25025145BMKWVF6941

For S R GOYAL & CO

CHARTERED ACCOUNTANTS

FRN : 001537C

  
( ASHISH GUPTA )  


PARTNER



MEMBERSHIP NO: 400968

UDIN: 25400968BMKZSI6551

For M C BHANDARI & CO

CHARTERED ACCOUNTANTS

FRN : 303002E

  
( CHANDRA BHUSAN DEY )  


PARTNER

MEMBERSHIP NO: 053126

UDIN: 25053126BMLNDT8132

Place : Bengaluru

Date : January 27, 2025



**Independent Auditors' Limited Review Report on Unaudited Consolidated Financial Results for the Quarter and Nine months ended 31<sup>st</sup> December, 2024 of Canara Bank pursuant to the Regulation 33 and Regulation 52 of the SEBI (Listing Obligations and Disclosure Requirements) Regulations, 2015, as amended**

To  
The Board of Directors,  
Canara Bank,  
Bengaluru

1. We have reviewed the accompanying statement of consolidated unaudited financial results of **Canara Bank** ("the Parent"/"the Bank"), its subsidiaries (the Parent and its subsidiaries together referred to as "the Group"), and its share of the net profit /loss after tax of its associates for the quarter and nine months ended 31<sup>st</sup> December, 2024 ("the Statement"), being prepared and submitted by the Parent pursuant to the requirements of Regulation 33 & Regulation 52 of the SEBI (Listing Obligations and Disclosure Requirements) Regulations, 2015 as amended ("the Regulations"), except for the disclosures relating to Pillar 3 disclosure as at 31<sup>st</sup> December, 2024, including Leverage Ratio, Liquidity Coverage Ratio and Net Stable Funding Ratio (NSFR) under Basel III Capital Regulations as have been disclosed on the Bank's website and in respect of which a link has been provided in the Statement and which have not been reviewed by us.
2. This Statement, which is the responsibility of the Parent's Management and approved by the Parent's Board of Directors, has been prepared in accordance with the recognition and measurement principles laid down in Accounting Standard 25 "Interim Financial Reporting" ("AS 25"), issued by Institute of Chartered Accountants of India the relevant provisions of the Banking Regulation Act, 1949, the circulars, guidelines and directions issued by the Reserve Bank of India (RBI) from time to time ("RBI Guidelines") and other accounting principles generally accepted in India. and in compliance with Regulation 33 of the Listing Regulations. Our responsibility is to express a conclusion on the Statement based on our review.



3. We conducted our review of the Statement in accordance with the Standard on Review Engagements (SRE) 2410 "Review of Interim Financial Information Performed by the Independent Auditor of the Entity", issued by the Institute of Chartered Accountants of India. A review of interim financial information consists of making inquiries, primarily of persons responsible for financial and accounting matters, and applying analytical and other review procedures. A review is substantially less in scope than an audit conducted in accordance with Standards on Auditing and consequently does not enable us to obtain assurance that we would become aware of all significant matters that might be identified in an audit. We have not performed an audit and accordingly, we do not express an audit opinion.

We also performed procedures in accordance with the circular issued by the SEBI under Regulation 33 (8) of the SEBI (Listing Obligations and Disclosure Requirements) Regulations, 2015, as amended, to the extent applicable.

4. The Statement includes the results of the following entities:

<i><b>Name of the Entity</b></i>	<i><b>Relationship</b></i>
Canara Bank	Parent
Canbank Financial Services Limited	Subsidiary
Canbank Factors Limited	Subsidiary
Canara Robeco Asset Management Company Limited	Subsidiary
Canbank Computer Services Limited	Subsidiary
Canara Bank Securities Limited	Subsidiary
Canara HSBC Life Insurance Company Limited	Subsidiary
Canbank Venture Capital Fund Limited	Subsidiary
Canara Bank (Tanzania) Limited	Subsidiary
Canfin Homes Limited	Associate
Karnataka Gramin Bank	Associate
Kerala Gramin Bank	Associate
Andhra Pragathi Grameena Bank	Associate
Karnataka Vikas Grameena Bank	Associate





5. Based on our review conducted as above and subject to limitation in scope and procedures performed as stated in paragraph 3 above and based on the consideration of the review reports of inspection teams and reports of other auditors referred to in paragraph 6 below, nothing has come to our attention that causes us to believe that the accompanying Statement, has not been prepared in accordance with the recognition and measurement principles laid down in the aforesaid Accounting Standard(s), RBI Guidelines and other accounting principles generally accepted in India, has not disclosed the information required to be disclosed in terms of Regulation 33 and Regulation 52 of the SEBI (Listing Obligations and Disclosure Requirements) Regulations, 2015, as amended, including the manner in which it is to be disclosed except for the disclosures relating to consolidated Pillar 3 disclosure as at December 31, 2024 including leverage ratio and liquidity coverage ratio under Basel III Capital Regulations as have been disclosed on the Bank's website and in respect of which a link has been provided in the Statement and have not been reviewed by us, or that it contains any material misstatement or that it has not been prepared in accordance with the relevant guidelines/directions/prudential norms issued by the Reserve Bank of India in respect of income recognition, asset classification, provisioning and other related matters.
6. We did not review the interim financial results of 632 (including 2 Overseas) Branches included in the unaudited standalone financial results of the Parent included in the Group, whose results reflect Total Advances of Rs. 2,20,264.79 crores as at 31st December, 2024 and Total Revenue of Rs. 18,984.12 Crores for nine months ended 31st December, 2024. The interim financial results of these branches have been reviewed by local auditors/inspection teams of the Bank whose reports have been furnished to us, and our conclusion in so far as it relates to the amounts and disclosures included in respect of these branches, is based solely on the report of such local auditors/inspection teams and the procedures performed by us as stated in paragraph 3 above.

We did not review the interim financial results of 7 subsidiaries included in the unaudited consolidated financial results, whose results reflect Total Advances of Rs. 403.07 crores as at 31<sup>st</sup> December, 2024 and Total Revenues of Rs. 1548.73 Crores and Rs. 8,379.17 Crores for the quarter and nine months ended 31<sup>st</sup> December, 2024 respectively, as considered in the unaudited consolidated financial results.





The unaudited consolidated financial results also include the Group's share of net profit after tax of Rs. 71.72 Crores and Rs. 216.55 Crores for the quarter and nine months ended 31<sup>st</sup> December, 2024, in respect of 2 associates, whose interim financial result has not been reviewed by us.

The above interim financial results have been reviewed by other auditors whose reports have been furnished to us by the Management of Parent and our conclusion on the Statement, in so far as it relates to the amounts and disclosures included in respect of these subsidiaries and associates, is based solely on the reports of the other auditors and the procedures performed by us as stated in paragraph 3 above.

Our Conclusion on the statement is not modified in respect of the above matter.

7. The unaudited consolidated financial results include the interim financial results of 9168 (including 2 overseas) branches which have not been reviewed and are included in the unaudited standalone financial results of the Parent included in the Group, whose results reflect Total Advances of Rs. 4,85,170.01 Crores as at 31<sup>st</sup> December, 2024 and Total Revenue of Rs. 36,819.17 Crores for nine months ended 31<sup>st</sup> December, 2024, as considered in the respective unaudited standalone financial results of the Parent included in the Group.

The unaudited consolidated financial results also include the interim financial results of 1 subsidiary whose results reflect Total Revenues of Rs. 6.13 Crores and Rs. 20.38 Crores for the quarter and nine months ended 31<sup>st</sup> December, 2024 respectively, as considered in the unaudited consolidated financial results, based on its interim financial results which have not been reviewed by its auditors.

The unaudited consolidated financial results also include the Group's share of net profit after tax of Rs. 22.96 Crores and Rs. 125.58 Crores respectively for the quarter and nine months ended 31<sup>st</sup> December, 2024, as considered in the unaudited consolidated financial results, in respect of 3 associates, based on their interim financial results which have not been reviewed by their auditors.

According to the information and explanations given to us by the Management, the above interim financial results are not material to the Group.

Our Conclusion on the statement is not modified in respect of the above matter.





8. The auditors of Canara HSBC Life Insurance Company Ltd., a subsidiary, have reported that the actuarial valuation of liabilities for life policies in force is the responsibility of the Company's Appointed Actuary ('the Appointed Actuary'). The actuarial valuation of these liabilities for life policies in force and for policies in respect of which premium has been discontinued but liability exists as at 31st December, 2024 has been duly certified by the Appointed Actuary. The Appointed Actuary has also certified that the method and assumptions used for such valuations are in accordance with the guidelines and norms issued by the Insurance Regulatory and Development Authority of India (IRDAI) and the Institute of Actuaries of India in concurrence with the Authority.

Further, the concerned Component Auditor has reported that they had relied upon the Appointed Actuary's certificate in this regard for forming their opinion on the valuation of liabilities for life policies in force and for policies in respect of which premium has been discontinued but liability exists as contained in the interim financial information of the company.

Our Conclusion on the statement is not modified in respect of the above matter.

9. The unaudited standalone financial results of the bank for the corresponding quarter and nine months ended December 31, 2023 and year ended March 31, 2024 were reviewed by five joint auditors of the bank, three of whom were predecessor audit firms and they had expressed an unmodified conclusion vide their respective audit / limited review reports on such financial results.

Our conclusion is not modified in respect of this matter.

**For K VENKATACHALAM AIYER & CO**  
CHARTERED ACCOUNTANTS

FRN : 004610S  
  
(A. GOPALAKRISHNAN )

PARTNER

MEMBERSHIP NO: 018159

UDIN: 25018159BMOSRE8371

**For RODI DABIR & CO**  
CHARTERED ACCOUNTANTS

FRN : 108846W  
  
( VRUNDA FUNDE PAUNIKAR )

PARTNER

MEMBERSHIP NO: 137007

UDIN: 25137007BMINPK5773

**For ABARNA & ANANTHAN**  
CHARTERED ACCOUNTANTS

FRN : 000003S  
  
( ABARNA BHASKAR )

PARTNER

MEMBERSHIP NO: 025145

UDIN: 25025145BMKWVG1330

K. VENKATACHALAM AIYER & CO  
CHARTERED ACCOUNTANTS

RODI DABIR & CO  
CHARTERED ACCOUNTANTS

ABARNA & ANANTHAN  
CHARTERED ACCOUNTANTS

S R GOYAL & CO  
CHARTERED ACCOUNTANTS

For S R GOYAL & CO  
CHARTERED ACCOUNTANTS

FRN : 001537C

  
( ASHISH GUPTA )

PARTNER

MEMBERSHIP NO: 400968

UDIN: 25400968BMKZSJ8239

M C BHANDARI & CO  
CHARTERED ACCOUNTANTS

For M C BHANDARI & CO  
CHARTERED ACCOUNTANTS

FRN : 303002E



( CHANDRA BHUSAN DEY )

PARTNER

MEMBERSHIP NO: 053126

UDIN: 25053126BMLNDU1663

Place : Bengaluru

Date : January 27, 2025





(Head Office: Bengaluru)

**FORMAT FOR DISCLOSING OUTSTANDING DEFAULT ON LOANS AND DEBT SECURITIES (as on 31.12.2024)**

S. No.	Particulars	in INR crore
1.	<b>Loans / revolving facilities like cash credit from banks / financial institutions</b>	
A	Total amount outstanding as on date	NIL
B	Of the total amount outstanding, amount of default as on date	NIL
2.	<b>Unlisted debt securities i.e. NCDs and NCRPS</b>	
A	Total amount outstanding as on date	NIL
B	Of the total amount outstanding, amount of default as on date	NIL
3.	<b>Total financial indebtedness of the listed entity including short-term and long-term debt</b>	92,492.81

*Sankar K. Majumdar*  
S K MAJUMDAR  
CHIEF GENERAL MANAGER & GCFO

Date : 27-01-2025  
Place: BENGALURU



To  
The Debenture Trustees / Stock Exchanges

**Certificate with reference to Security Cover/ Covenants in respect of Listed Unsecured Debt Securities for the Quarter ended 31.12.2024**

Ref: Regulation 54(2) read with regulation 56 (1) (d) of SEBI (LODR) Regulation, 2015 (as amended from time to time) & SEBI/HO/MIRSD/MIRSD\_CRADT/CIR/P/2022/67 dated 19.05.2022

Based on examination of books of accounts and other relevant records/documents, we hereby certify that

- a) The listed entity has vide its Board Resolution and information memorandum/ offer document and under various Debenture Trust Deeds, has issued the following listed unsecured debt securities:

ISIN NO.	Private Placement/ Public Issue	Secured/Unsecured	TOTAL AMT IN CRORES
INE476A08043	Private placement	Unsecured	900.00
INE476A08118	Private placement	Unsecured	120.00
INE476A08159	Private placement	Unsecured	1,000.00
INE476A08035	Private placement	Unsecured	1,500.00
INE476A08076	Private placement	Unsecured	3,000.00
INE667A08021	Private placement	Unsecured	400.00
INE476A08050	Private placement	Unsecured	3,000.00
INE476A08167	Private placement	Unsecured	2,000.00
INE476A08175	Private placement	Unsecured	2,000.00
INE476A08084	Private placement	Unsecured	1,012.00
INE476A08183	Private placement	Unsecured	2,000.00
INE667A08039	Private placement	Unsecured	1,000.00
INE476A08092	Private placement	Unsecured	169.10
INE476A08126	Private placement	Unsecured	1,500.00
INE476A08134	Private placement	Unsecured	1,500.00
INE667A08047	Private placement	Unsecured	750.00
INE476A08142	Private placement	Unsecured	2,500.00
INE476A09264	Private placement	Unsecured	1,500.00
INE476A08100	Private placement	Unsecured	1,635.00
INE476A08191	Private placement	Unsecured	5,000.00
INE476A08209	Private placement	Unsecured	5,000.00
INE476A08217	Private placement	Unsecured	1,403.00
INE476A08225	Private placement	Unsecured	2,000.00
INE476A08233	Private placement	Unsecured	10,000.00
INE476A08241	Private placement	Unsecured	3,000.00
GRAND TOTAL			53,889.10





**b) Security Cover for listed unsecured debt securities:**

As per Annexure attached.



Column A	Column B	Column C i	Column Dii	Column Eiii	Column Fiv	Column Gv	Column Hvi	Column Ivii	Column J	Column K	Column L	Column M	Column N	Column O	Column P
Particulars		Exclusi ve Charge	Exclus ive Charg e	Pari- Passu Charge	Pari- Passu Charge	Pari- Passu Charge	Assets not offered as Securit y	Eliminati on (amount in negative )	(Total C to H)	Related to only those items covered by this certificate					Unsecured Bonds
	Description of asset for which this certificate relate	Debt for which this certifica te being issued	Other Secured Debt	Debt for which this certifica te being issued	Assets shared by pari passu debt holder (includes debt for which this certificate is issued & other debt	Other assets on which there is pari- Passu charge (excludin g items covered		debt amount considere d more than once (due to exclusive plus pari passu charge)		Market Value for Assets charged on Exclusive basis	Carrying /book value for exclusive charge assets where market value is not ascertainable or applicable (For Eg. Bank Balance, DSRA market value is not applicable)	Market Value for Pari passu charge Assets <sup>vi</sup>	Carrying value/book value for pari passu charge assets where market value is not ascertainable or applicable (For Eg. Bank Balance, DSRA market value is not applicable)	Total Value(=K+L+M+N)	
					With pari- passu charge)	In column F)					Relating to Column F				
		Book Value	Book Value	Yes/ No	Book Value	Book Value									
ASSETS															Please refer Annexure I for Calculation of Security Cover ratio for Unsecured Bonds
Property, Plant and Equipment															
Capital Work-in- Progress															
Right of Use Assets					NIL										
<div>ABARNA &amp; ANANTH FRM</div>															

NIL





Goodwill																		
Intangible Assets																		
Intangible Assets under Development																		
Investments																		
Loans																		
Inventories																		
Trade Receivable s																		
Cash and Cash Equivalents																		
Bank Balances other than Cash and Cash Equivalents																		
Others																		
Total																		
LIABILITIES																		
Debt securities to which this certificate pertains																		
Other debt sharing pari-passu charge with above debt																		
Other Debt																		
Subordinated debt																		

**NIL**

*not to be filled*



Borrowings															
Bank															
Debt Securities															
Others															
Trade payables															
Lease Liabilities															
Provisions															
Others															
Total							NIL								
Cover on Book Value															
Cover on Market Value <sup>ix</sup>															
		Exclusiv e Security Cover Ratio			Pari- Passu Security Cover Ratio										





- i This column shall include book value of assets having exclusive charge and outstanding book value of debt for which this certificate is issued.
- ii This column shall include book value of assets having exclusive charge and outstanding book value of all corresponding debt other than column C.
- iii This column shall include debt for which this certificate is issued having any pari passu charge - Mention Yes, else No.
- iv This column shall include a) book value of assets having pari-passu charge b) outstanding book value of debt for which this certificate is issued and c). other debt sharing pari-passu charge along with debt for which certificate is issued.
- v This column shall include book value of all other assets having pari passu charge and outstanding book value of corresponding debt.
- vi This column shall include all those assets which are not charged and shall include all unsecured borrowings including subordinated debt and shall include only those assets which are paid-for.
- vii In order to match the liability amount with financials, it is necessary to eliminate the debt which has been counted more than once (included under exclusive charge column as also under pari passu). On the assets side, there shall not be elimination as there is no overlap.
- viii Assets which are considered at Market Value like Land, Building, Residential/ Commercial Real Estate to be stated at Market Value. Other assets having charge to be stated at book value/Carrying Value.
- ix The market value shall be calculated as per the total value of assets mentioned in Column O.



## Annexure – I

### **Calculation of Security / Asset Cover for listed unsecured debt securities**

i. The financial information as on 31-12-2024 has been extracted from the books of accounts for the period ended 31-12-2024 and other relevant records of the listed entity;

ii. The assets of the listed entity provide coverage of ..... times of the interest and principal amount, which is in accordance with the terms of issue/ debenture trust deed (calculation as per statement of asset cover ratio for the Secured debt securities - table – I): **Not Applicable**

iii. The total assets of the listed entity provide coverage of 2.01 times of the principal, which is in accordance with the terms of issue (calculation as per statement of asset coverage ratio available for the unsecured debt securities - table – II) (as per requirement of Regulation 54 read with Regulation 56(1)(d) of LODR Regulations).

**Table –I:**

Sr. No.	Particulars		Amount
i.	Total assets available for secured Debt Securities' – (secured by either pari-passu or exclusive charge on assets)	A	NA
	Property Plant & Equipment (Fixed assets) - movable/immovable property etc.		NA
	Loans /advances given (net of provisions, NPAs and sell down portfolio), Debt Securities, other credit extended etc		NA
	Receivables including interest accrued on Term loan/ Debt Securities etc		NA
	Investment(s)		NA
	Cash and cash equivalents and other current/ Non-current assets		NA
ii.	Total borrowing through issue of secured Debt Securities (secured by either	B	NA
	Debt Securities (Provide details as per table below)		
	IND - AS adjustment for effective Interest rate on secured Debt Securities		
	Interest accrued/payable on secured Debt Securities		
iii.	Asset Coverage Ratio	A/B	NA
	(100% or higher as per the terms of offer document/information		





**ISIN wise details**

(Rs. In Crore)

Sl No.	ISIN NO.	Facility	Type of charge	Sanctioned Amount	Outstanding Amount As on 30-09-24	Cover Required	Assets Required
1	INE476A08043	BASEL III TIER II SERIES II - 2015-16	NA	900.00	900.00	Nil	Nil
2	INE476A08118	BASEL III AT I S-IV FY 2020-21	NA	120.00	120.00	Nil	Nil
3	INE476A08159	BASEL III AT I 2021-22 SR III	NA	1,000.00	1,000.00	Nil	Nil
4	INE476A08035	BASEL III AT I 2014-15	NA	1,500.00	1,500.00	Nil	Nil
5	INE476A08076	BASEL III TIER II Series I 2019-20	NA	3,000.00	3,000.00	Nil	Nil
6	INE667A08021	BASEL III TIER II	NA	400.00	400.00	Nil	Nil
7	INE476A08050	BASEL III TIER II 2016-17	NA	3,000.00	3,000.00	Nil	Nil
8	INE476A08167	BASEL III AT I 2022-23 Series I	NA	2,000.00	2,000.00	Nil	Nil
9	INE476A08175	BASEL III TIER II S-1	NA	2,000.00	2,000.00	Nil	Nil
10	INE476A08084	BASEL III AT I Bonds S-1 2020-21	NA	1,012.00	1,012.00	Nil	Nil
11	INE476A08183	BASEL III TIER I S-II	NA	2,000.00	2,000.00	Nil	Nil
12	INE667A08039	BASEL III TIER II	NA	1,000.00	1,000.00	Nil	Nil
13	INE476A08092	BASEL III AT I Bonds S-2 2020-21	NA	169.10	169.10	Nil	Nil
14	INE476A08126	BASEL III AT I 2021 S1	NA	1,500.00	1,500.00	Nil	Nil
15	INE476A08134	BASEL III AT I 2021-22 SR II	NA	1,500.00	1,500.00	Nil	Nil
16	INE667A08047	BASEL III TIER II	NA	750.00	750.00	Nil	Nil
17	INE476A08142	BASEL III TIER II S 1	NA	2,500.00	2,500.00	Nil	Nil
18	INE476A09264	BASEL III TIER II SERIES I - 2015-16	NA	1,500.00	1,500.00	Nil	Nil
19	INE476A08100	BASEL III AT I Bonds S-3 2020-21	NA	1,635.00	1,635.00	Nil	Nil
20	INE476A08191	LTB 2023 - 1	NA	5,000.00	5,000.00	Nil	Nil
21	INE476A08209	LTB 2023 - 2	NA	5,000.00	5,000.00	Nil	Nil
22	INE476A08217	BASEL III AT I 2023-24 Series I	NA	1,403.00	1,403.00	Nil	Nil
23	INE476A08225	BASEL III AT I 2023-24 Series II	NA	2,000.00	2,000.00	Nil	Nil
24	INE476A08233	CB LTB 2034	NA	10,000.00	10,000.00	Nil	Nil
25	INE476A08241	BASEL III AT I 2024-25 Series I	NA	3,000.00	3,000.00	Nil	Nil
<b>GRAND TOTAL</b>				<b>53,889.10</b>	<b>53,889.10</b>		



**Table-II**

S.N.	Particulars		Amount (Rs. In Crore)
i.	Net assets of the listed entity available for unsecured lenders (Property Plant & Equipment (excluding intangible assets and prepaid expenses) + Investments + Cash & Bank Balances + Other current/ Non-current assets excluding deferred tax assets (-) Total assets available for secured lenders/creditors on pari passu/exclusive charge basis under the above heads (-) unsecured current/ non-current liabilities (-) interest accrued/ payable on unsecured borrowings)	A	121922.60
ii.	Total Borrowings (unsecured)	B	
	<input type="checkbox"/> Term loan		
	<input type="checkbox"/> Non-convertible Debt Securities		
	<input type="checkbox"/> CC/ OD Limits		
	<input type="checkbox"/> Other Borrowings		60552.83
	<input type="checkbox"/> IND - AS adjustment for effective Interest rate on unsecured borrowings		
iii.	Assets Coverage Ratio (100% or higher as per the terms of Offer Document/Information Memorandum/ Debenture Trust Deed)	(A/B)	2.01





**c) Compliance of all the covenants / terms of the issue in respect of listed debt securities Information under SEBI (LISTING OBLIGATION & DISCLOSURE REQUIREMENTS) Regulation, 2015 in terms of the provision of regulation 56(1)(d) as amended from time to time – Covenant Compliance Certificate as on 31.12.2024**

We have examined the compliances made by the Bank in respect of the covenants / terms of the issue of the listed debt securities and certify that the covenants/terms of the issue have been complied by the Bank.

Based on the examination of the books of accounts and other relevant records/documents, we hereby certify that:

We certify that the company has complied with all the covenant/terms of the issue mentioned in the offer document/ Information Memorandum and/or Debenture Trust Deed for the above mentioned Non-convertible debt securities.

Further, please find below list of the covenant which the company has failed to comply for the quarter:

Covenant	Document reference	Date of breach	Cure period (if any)
NIL			

**Sign & Stamp of Statutory Auditor**

**For ABARNA & ANANTHAN**

Chartered Accountants

F.R. No. – 000003S



**ABARNA BHASKAR**

PARTNER

M. No. – 025145

UDIN: 25025145BMKWVE 4450

Place: BENGALURU

Date: 27-01-2025



### Statement of Deviation/Variation in Utilization of Funds Raised

[As per Regulation 32(1) of SEBI (LODR) Regulations, 2015]

Name of listed entity	CANARA BANK					
Mode of Fund Raising	Public Issues/Rights Issues/Preferential issues/QIP/Others					
Date of Raising Funds	NOT APPLICABLE FOR Q3 FY 2024-25					
Amount Raised	NOT APPLICABLE FOR Q3 FY 2024-25					
Report filed for Quarter ended	31 <sup>st</sup> December 2024					
Monitoring Agency	NOT APPLICABLE FOR Q3 FY 2024-25					
Monitoring Agency Name, if applicable	NOT APPLICABLE FOR Q3 FY 2024-25					
Is there a Deviation / Variation in use of funds raised	NOT APPLICABLE FOR Q3 FY 2024-25					
If yes, whether the same is pursuant to change in terms of a contract or objects, which was approved by the shareholders	-					
If Yes, Date of shareholder Approval	-					
Explanation for the Deviation / Variation	-					
Comments of the Audit Committee after review	-					
Comments of the auditors, if any	-					
Objects for which funds have been raised and where there has been a deviation, in the following table	-					
Original Object	Modified Object, if any	Original Allocation	Modified allocation, if any	Funds Utilized	Amount of Deviation/Variation for the quarter according to applicable object	Remarks if any
Same as above	-	-	-	-	-	-
<p>Deviation or variation could mean:</p> <p>(a) Deviation in the objects or purposes for which the funds have been raised or</p> <p>(b) Deviation in the amount of funds actually utilized as against what was originally disclosed or</p> <p>(c) Change in terms of a contract referred to in the fund raising document i.e. prospectus, letter of offer, etc</p> <p><i>Santosh K. Majumdar</i></p> <p>Name of Signatory <b>S K MAJUMDAR</b> Place: <b>Bengaluru</b> Designation <b>CHIEF GENERAL MANAGER &amp; GCFO</b> Date: <b>27.01.2025</b></p>						





**Statement of Utilization of Issue Proceeds and Statement of Deviation/Variation in Use of Proceeds of  
Issue of Listed Non-Convertible Debt Securities**

[As per Regulation 52(7) & 52(7A) of SEBI (LODR) Regulations, 2015]

**A. Statement of utilization of issue proceeds:**

(Rs. in Crores)

Name of the Issuer	ISIN	Mode of Fund Raising (Public issues/Private placement)	Type of instrument	Date of raising funds	Amount Raised	Funds Utilized	Any deviation (Yes / No)	If 8 is Yes, then specify the purpose for which the funds were utilized	Remarks, if any
1	2	3	4	5	6	7	8	9	10
CANARA BANK	INE476 A08233	Private Placement	NON-CONVERTIBLE, TAXABLE, REDEEMABLE, UNSECURED FULLY PAID-UP, LONG-TERM INFRASTRUCTURE BONDS IN THE NATURE OF DEBENTURES	19.07.2024	10,000	10,000	No	NA	NA
Total					10,000.00	10,000.00			

Name of Signatory: S K MAJUMDAR  
Designation: CHIEF GENERAL MANAGER & GCFO

Place: Bengaluru  
Date: 27.01.2025

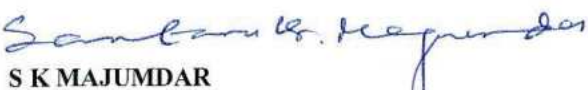




**Statement of Utilization of Issue Proceeds and Statement of Deviation/Variation in Use of Proceeds of  
Issue of Listed Non-Convertible Debt Securities**

[As per Regulation 52(7) 52(7A) of SEBI (LODR) Regulations, 2015]

**B. Statement of deviation/ variation in use of Issue proceeds:**

Name of listed entity						CANARA BANK
Mode of Fund Raising						Private Placement
Type of instrument						Non-Convertible Debentures
Date of Raising Funds						19.07.2024
Amount Raised in Crores						10,000
Report filed for Quarter ended						31.12.2024
Is there a Deviation / Variation in use of funds raised?						No
Whether any approval is required to vary the objects of the issue stated in the prospectus/ offer document?						Not Applicable
If yes, details of the approval so required?						Not Applicable
Date of approval						Not Applicable
Explanation for the Deviation / Variation						Not Applicable
Comments of the audit committee after review						Not Applicable
Comments of the auditors, if any						Not Applicable
Objects for which funds have been raised and where there has been a deviation, in the following table						
Original Object	Modified Object, if any	Original Allocation	Modified allocation, if any	Funds Utilized	Amount of Deviation/Variation for the Quarter according to applicable object (INR Crores and in %)	Remarks, if any
Not Applicable						
<b>Deviation could mean:</b> (a) Deviation in the objects or purposes for which the funds have been raised (b) Deviation in the amount of funds actually utilized as against what was originally disclosed.						
Name of Signatory		 <b>S K MAJUMDAR</b>				Place: Bengaluru
Designation		<b>CHIEF GENERAL MANAGER &amp; GCFO</b>				Date : 27.01.2025





**B. Statement of deviation/ variation in use of Issue proceeds:**



Comments of the Audit Committee after review	NOT APPLICABLE					
Comments of the auditors, if any	NOT APPLICABLE					
Objects for which funds have been raised and where there has been a deviation, in the following table	NOT APPLICABLE					
Original Object	Modified Object, if any	Original Allocation	Modified allocation, if any	Funds Utilized	Amount of Deviation/Variation for the quarter according to applicable object	Remarks if any
NOT APPLICABLE						
<p><b>Deviation or variation could mean:</b></p> <p>(a) Deviation in the objects or purposes for which the funds have been raised or</p> <p>(b) Deviation in the amount of funds actually utilized as against what was originally disclosed or</p> <p>(c) Change in terms of a contract referred to in the fund raising document i.e. prospectus, letter of offer, etc.</p>						
<p>Name of Signatory Designation</p> <p><i>Sankar K. Majumdar</i> S K Majumdar Chief General Manager &amp; GCFO</p>		<p>Bengaluru 27.01.2025</p>				